

ANNUAL REPORT 2022-2023



EASTERN PLAINS CAA, Inc. HEAD START

EARLY HEAD START COMMUNITY SERVICES

CHILD AND ADULT FOOD PROGRAM
www.epcaa.org 575-461-1914

**Serving Pregnant Women, Children
Birth to Age Five, And Their
Families in Quay, Curry, Roosevelt,
Guadalupe, Harding, De Baca and
Union Counties**

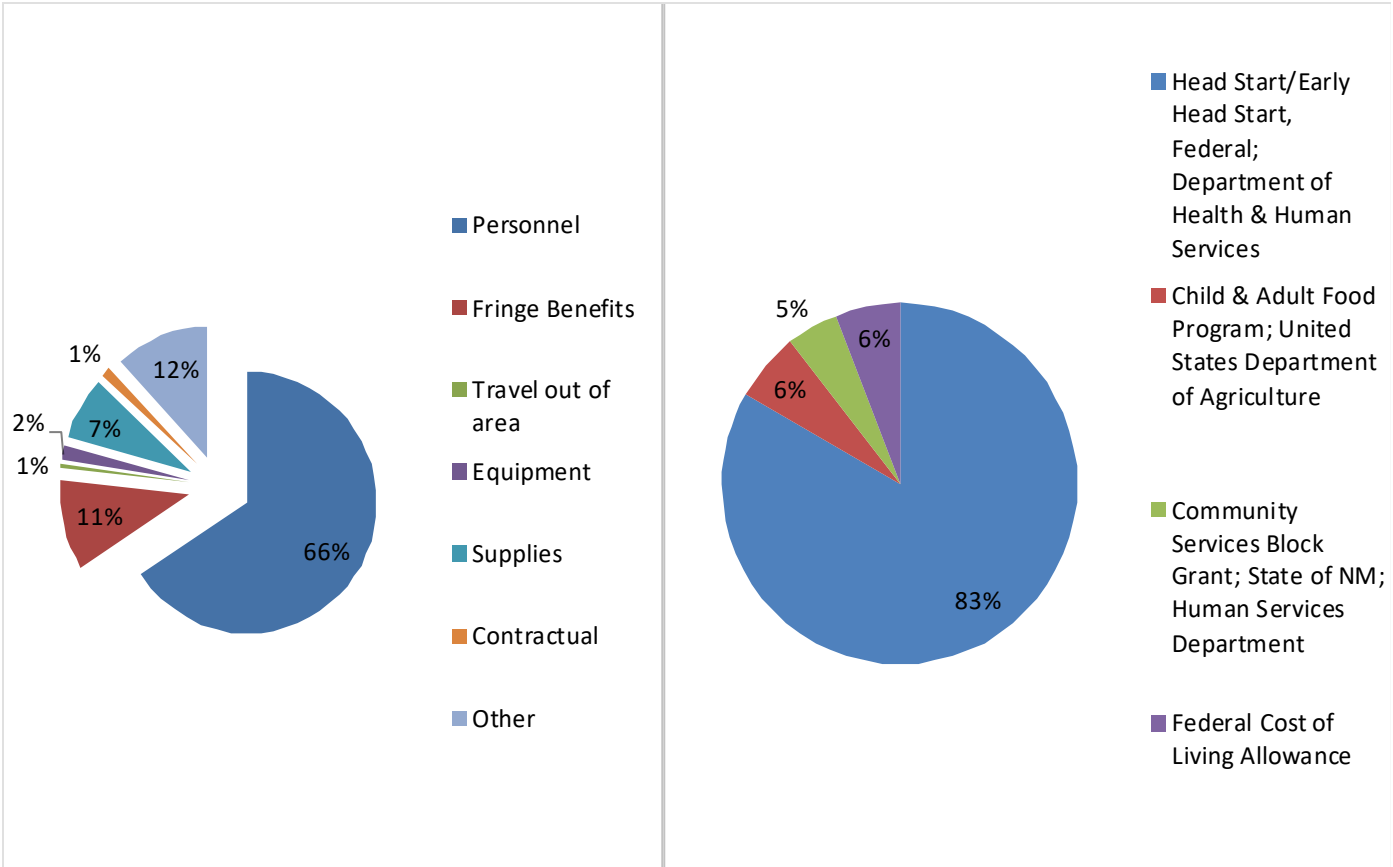
EASTERN PLAINS CAA, INC. EARLY HEAD START & HEAD START PROGRAMS are federally-funded comprehensive programs dedicated to enhancing the quality of life for low-income children and their families. Early Head Start and Head Start services are provided to children in a classroom setting (center-based). Our credentialed, degreed and well-trained staff provide a caring learning environment for the children and families we serve. Our educators support the program mission by providing children with the skills necessary to be prepared for school. These domains of focus includes social and emotional, cognition, perceptual motor and physical, approaches to learning, language and literacy. The program supports and encourages families by promoting self-sufficiency through partnerships with individuals, community and school districts. Early Head Start and Head Start services are provided to children in a classroom setting (center-based).

COMMUNITY SERVICES – The Community Service Block Grant program provides a variety of community services that vary from year to year based on funding. Examples of assistance types include emergency rent/mortgage and medical, food assistance, family support information and referrals.

CHILD AND ADULT CARE FOOD PROGRAM – The Child & Adult Care Food program provides a cash reimbursement for preparation of nutritious meals provided to children enrolled in Head Start and Early Head Start and provides cash reimbursement to home day care providers for meals they provide to eligible children and adults in their homes

ANNUAL REPORT 2022-2023

INFORMATION FROM JULY 1, 2022 to JUNE 30, 2023



| | | | |
|--|--------------------|-----------------------|--------------------|
| Head Start/Early Head Start, Federal; Department of Health & Human Services | \$5,135,440 | Personnel | \$3,535,154 |
| Child & Adult Food Program; United States Department of Agriculture | \$331,407 | Fringe Benefits | \$554,135 |
| Community Services Block Grant; State of NM; Human Services Department | \$195,373 | Travel out of area | \$34,169 |
| Federal Cost of Living Allowance | | Equipment | \$35,405 |
| | | Supplies | \$376,421 |
| | | Contractual | \$115,561 |
| | | Other | \$1,011,275 |
| TOTALS FOR ALL PROGRAMS FOR THIS PERIOD | \$5,662,220 | Total Expenses | \$5,662,220 |

ANNUAL REPORT 2022-2023

INFORMATION REGARDING MOST RECENT AUDIT – JUNE 30, 2023

FINDINGS FINANCIAL STATEMENT—No apparent review of manual journal entries, timesheets, or the annual depreciation calculation.

FEDERAL AWARD FINDINGS AND QUESTIONED COSTS – Physical inventory for current or prior year was not conducted. Errors and lateness of SF-429. Appropriate approvals for transactions were missing.

AGENCY IS DETERMINED TO BE A LOW-RISK AUDITEE

INFORMATION REGARDING THE MOST RECENT FEDERAL ON-SITE REVIEW June 12, 2023 to July 14, 2023

EASTERN PLAINS CAA, INC. RECEIVED THREE AREAS OF NON-COMPLIANCE

1. 642(d)(3)-Program Design and Management
2. 1302.9(e)(1)-Designing Quality Education and Child Development Program Services
3. 1302.91€(2)(ii) Designing Quality Education and Child Development Program Services

ENROLLMENT/FAMILY DATA—AUGUST 1, 2022 – July 31, 2023

| | | |
|---|------------|------|
| Head Start Funded slots | 253 | |
| Early Head Start Funded slots includes pregnant women | 110 | |
| | Head Start | EHS |
| Total children/adults served at end of reporting period, including turnover | 268 | 153 |
| Total families served at the end of the reporting period including turnover | 252 | 137 |
| Average monthly enrollment | 233 | 105 |
| Percent of eligible children served | 85% | 92% |
| Percent of enrolled children receiving medical exam | 52.9 | 31.4 |
| Percent of enrolled children receiving dental exam | 45.9 | 23.5 |
| Percent of children with disabilities served this program year | 10.4 | 26.4 |

HEALTH– MEDICAL AND DENTAL EXAMS August 1, 2022—July 31, 2023

| | HS | EHS |
|---|-----|-----|
| Number of enrolled children receiving medical exams | 142 | 48 |
| Number of enrolled children receiving dental exams | 123 | 2 |
| Number of children with disabilities served this program year | 23 | 19 |

PARENT ENGAGEMENT ACTIVITIES AUGUST 1, 2022—JULY 31, 2023

| | |
|--|-----|
| Parents who participated on Policy Council | 8 |
| Parents who served on Local Parent Committees | 15 |
| Parents who volunteered in the program | 490 |
| Father or father figures who volunteered in a Head Start or Early Head Start | 82 |

ANNUAL REPORT 2022-2023

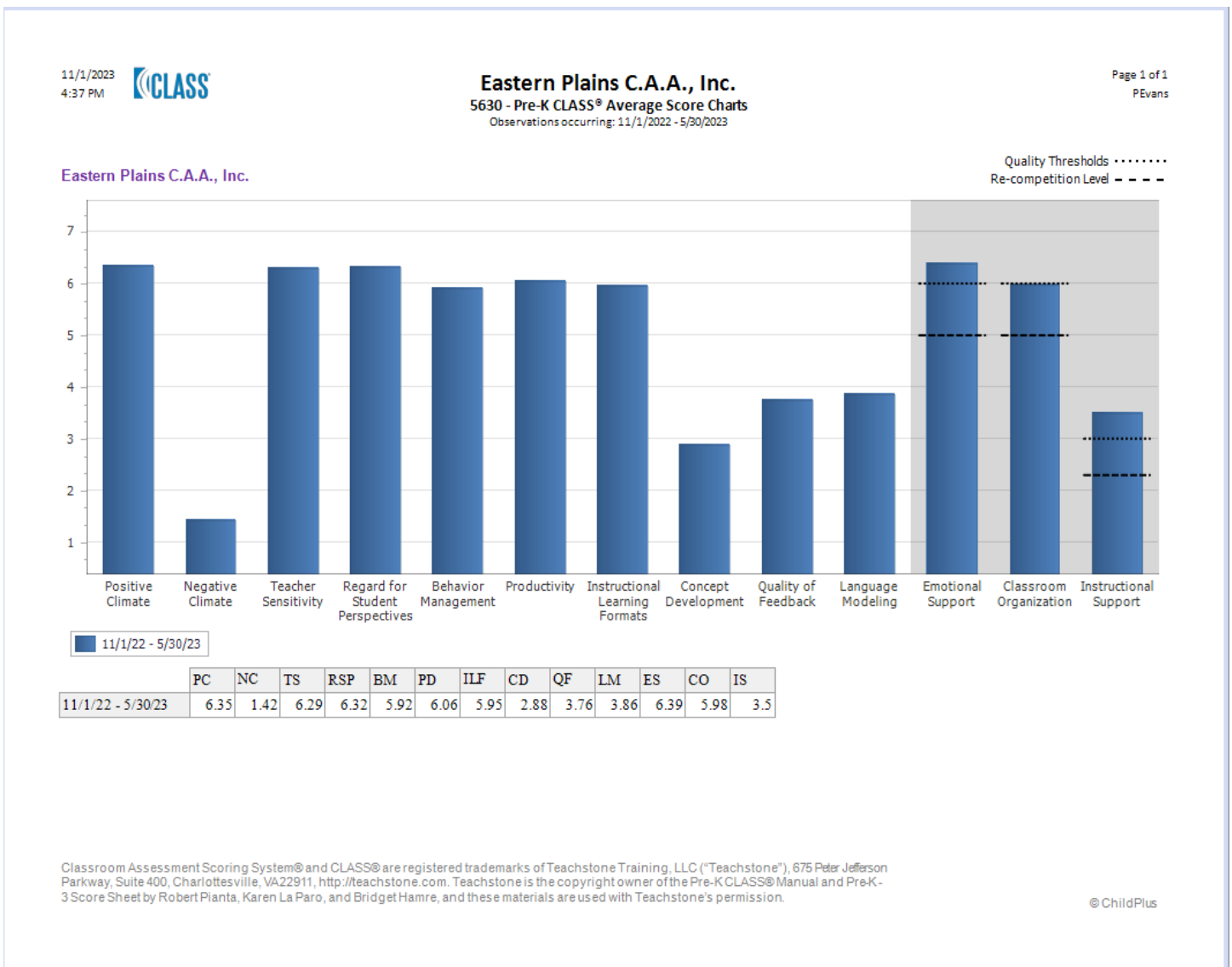
PROMOTING TEACHER CHILD INTERACTIONS AND SCHOOL READINESS August 2022– May 2023

The CLASS—Classroom Observation Scoring System Tool is used in our program to assess classroom Quality. It measures three Domain Areas; Emotional Support, Classroom Organization and Instructional Support. The CLASS observation calculations results in a set of scores that represent the quality of the teacher –child interaction in the domain areas of; Positive Climate, Negative Climate, Teacher Sensitivity, Regard for Student Perspective, Behavior Management, Productivity, Instructional Learning Format, Concept Development, Quality of Feedback and Language modeling.

CLASS Results

Dimensions: PC- NC-TS- RSP- BM-PD ILF CD QF LM

Domains: Emotional Support: Classroom Organization: Instructional Support:



ANNUAL REPORT 2022-2023

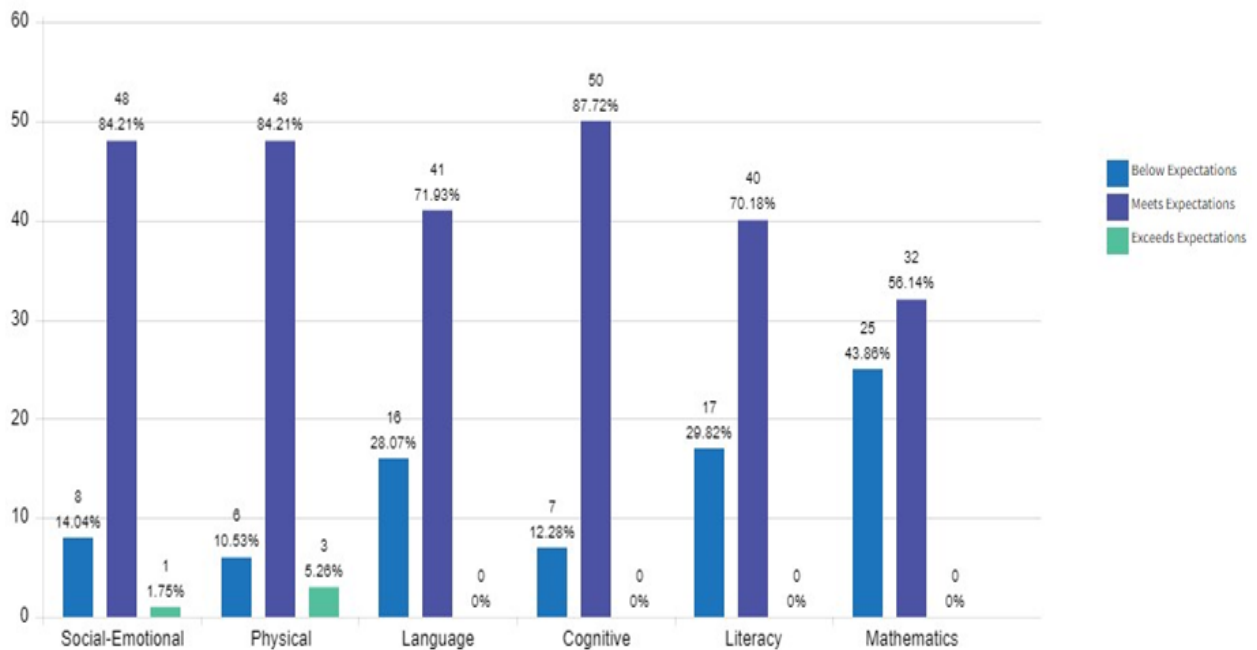
Eastern Plains CAA, Inc. EARLY HEAD START PROGRAM PROMOTING KNOWLEDGE AND SKILL DEVELOPMENT

2022-2023 Agency GOLD Child Assessment Data

Teaching Strategies GOLD Assessment Graph Spring 2022-2023 EHS Graph (57 children)

- Eastern Plains HS

Spring 2022/2023 - Widely Held Expectations



ANNUAL REPORT 2022-2023

Eastern Plains CAA, Inc. HEAD START PROGRAM PROMOTING KNOWLEDGE AND SKILL DEVELOPMENT

2022-2023 Agency GOLD Child Assessment Data

Teaching Strategies GOLD Assessment Graph Spring 2022-2023 HS Graph (174 children)

- Eastern Plains HS

Spring 2022/2023 - Widely Held Expectations

