

ANNUAL REPORT 2022



EASTERN PLAINS COMMUNITY ACTION AGENCY, INC.

HEAD START EARLY HEAD START COMMUNITY SERVICES CHILD AND ADULT FOOD PROGRAM

EARLY HEAD START & HEAD START are federally-funded, comprehensive programs for pregnant women, infants, toddlers, and preschoolers from low income families. The programs purpose is to provide educational opportunities for children to develop skills necessary for school readiness, to support children's physical, social-emotional, and cognitive development. The programs assist families with information on parenting skills and help parents move towards self-sufficiency. They also provide special services for children with disabilities. Head Start preschool services are provided to children in a classroom setting (center-based). Early Head Start services are provided in a classroom setting (center-based based) and/or through regularly-

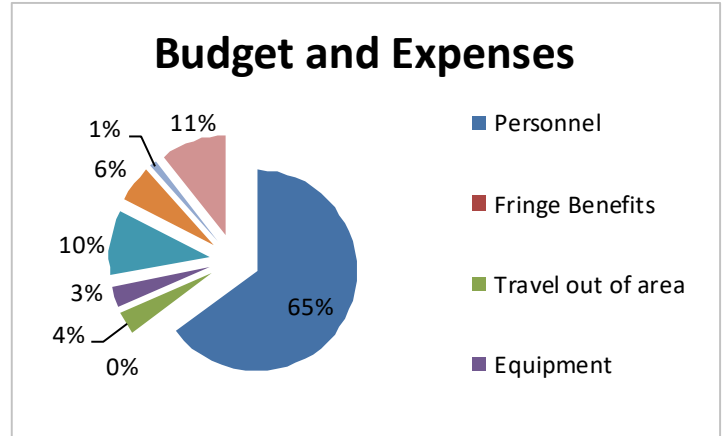
COMMUNITY SERVICES – The CSBG program provides a variety of community services that vary from year to year depending on funding and community need. Examples of assistance types include emergency rent/mortgage and medical, food assistance and information and referrals.

CHILD AND ADULT CARE FOOD PROGRAM – The Child & Adult Care Food program provides a cash reimbursement for preparation of nutritious meals provided to children enrolled in Head Start and Early Head Start and provides cash reimbursement to home day care providers for meals they provide to eligible children and adults in their homes

ANNUAL REPORT 2022

INFORMATION FROM JULY 1, 2021 to JUNE 30, 2022

Personnel	\$2,644,003	
Fringe Benefits	\$394,119	
Travel out of area	\$14,937	
Equipment	\$1,487	
Supplies	\$454,365	
Contractual	\$96,439	
Facilities/Construction	\$0	



Head Start/Early Head Start, Federal;	
Department of Health & Human Services	\$4,472,784.00
Child & Adult Food Program; United States Department of Agriculture	\$295,760.00
COVID Funding	\$129,718.00
Community Services Block Grant; State of NM; Human Services Department	\$257,102.45
CARES	\$289,121.00
TOTALS FOR ALL PROGRAMS FOR THIS PERIOD	\$5,444,490.45

Personnel	\$2,644,003
Fringe Benefits	\$394,119
Travel out of area	\$14,937
Equipment	\$1,487
Supplies	\$454,365
Contractual	\$96,439
Facilities/Construction	\$0
Other	\$977,775
Total Expenses	\$4,583,125

ANNUAL REPORT 2022

INFORMATION REGARDING MOST RECENT AUDIT – JUNE 30, 2022

FINDINGS FINANCIAL STATEMENT—No apparent review of manual journal entries, timesheets, or the annual depreciation calculation.

FEDERAL AWARD FINDINGS AND QUESTIONED COSTS – Physical inventory for current or prior year was not conducted. Errors and lateness of SF-429. Appropriate approvals for transactions were missing.

AGENCY IS DETERMINED TO BE A LOW-RISK AUDITEE

INFORMATION REGARDING THE MOST RECENT FEDERAL ON-SITE REVIEW February 2021—March 2022

NONE

ENROLLMENT/FAMILY DATA—AUGUST 1, 2021 – July 31, 2022

Head Start Funded slots	253		
Early Head Start Funded slots includes pregnant women	110		
	Head Start		EHS
Total children/adults served at end of reporting period, including turnover	243		145
Total families served at the end of the reporting period including turnover	214		119
Average monthly enrollment	156		102
Percent of eligible children served	72		82
Percent of enrolled children receiving medical exam	97		96
Percent of enrolled children receiving dental exam	92		82
Percent of children with disabilities served this program year	10		25

HEALTH— MEDICAL AND DENTAL EXAMS August 1, 2021—July 31, 2022

	HS		EHS
Number of enrolled children receiving medical exams	109		15
Number of enrolled children receiving dental exams	101		5
Number of children with disabilities served this program year	35		33

PARENT ENGAGEMENT ACTIVITIES AUGUST 1, 2021—JULY 31, 2022

Parents who participated on Policy Council	9
Parents who served on Local Parent Committees	32
Parents who volunteered in the program	438
Father or father figures who volunteered in a Head Start or Early Head Start	118

ANNUAL REPORT 2022

PROMOTING TEACHER CHILD INTERACTIONS AND SCHOOL READINESS August 2021– May 2022

The CLASS—Classroom Observation Scoring System Tool is used in our program to assess classroom Quality. It measures three Domain Areas; Emotional Support, Classroom Organization and Instructional Support. The CLASS observation calculations results in a set of scores that represent the quality of the teacher –child interaction in the domain areas of; Positive Climate, Negative Climate, Teacher Sensitivity, Regard for Student Perspective, Behavior Management, Productivity, Instructional Learning Format, Concept Development, Quality of Feedback and Language modeling.

CLASS Results

Dimensions: PC-5.69 NC 1.16 TS 5.66 RSP 5.86 BM 5.72 PD 5.7 ILF 5.54 CD 2.67 QF 3.57 LM 3.82

Domains: Emotional Support 6.01 Classroom Organization 5.65 Instructional Support 3.35

5/23/2023
6:06 PM

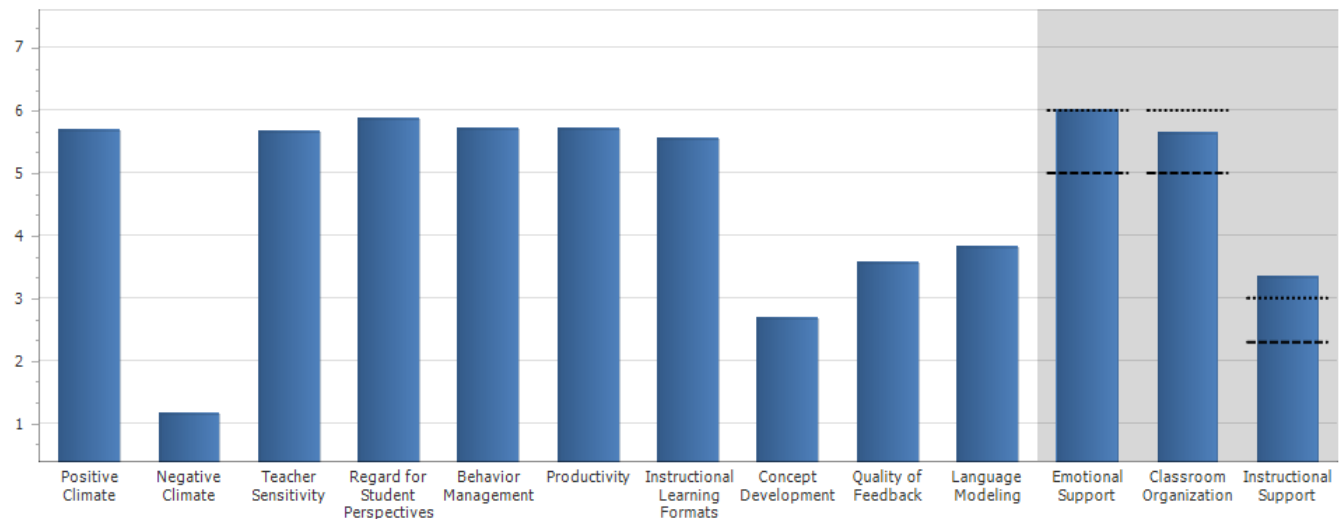


Eastern Plains C.A.A., Inc.
5630 - Pre-K CLASS® Average Score Charts
Observations occurring: 11/1/2021 - 4/29/2022

Page 1 of 1
PEvans

Eastern Plains C.A.A., Inc.

Quality Thresholds
Re-competition Level - - - -



11/1/21 - 4/29/22

	PC	NC	TS	RSP	BM	PD	ILF	CD	QF	LM	ES	CO	IS
11/1/21 - 4/29/22	5.69	1.16	5.66	5.86	5.72	5.7	5.54	2.67	3.57	3.82	6.01	5.65	3.35

ANNUAL REPORT 2022

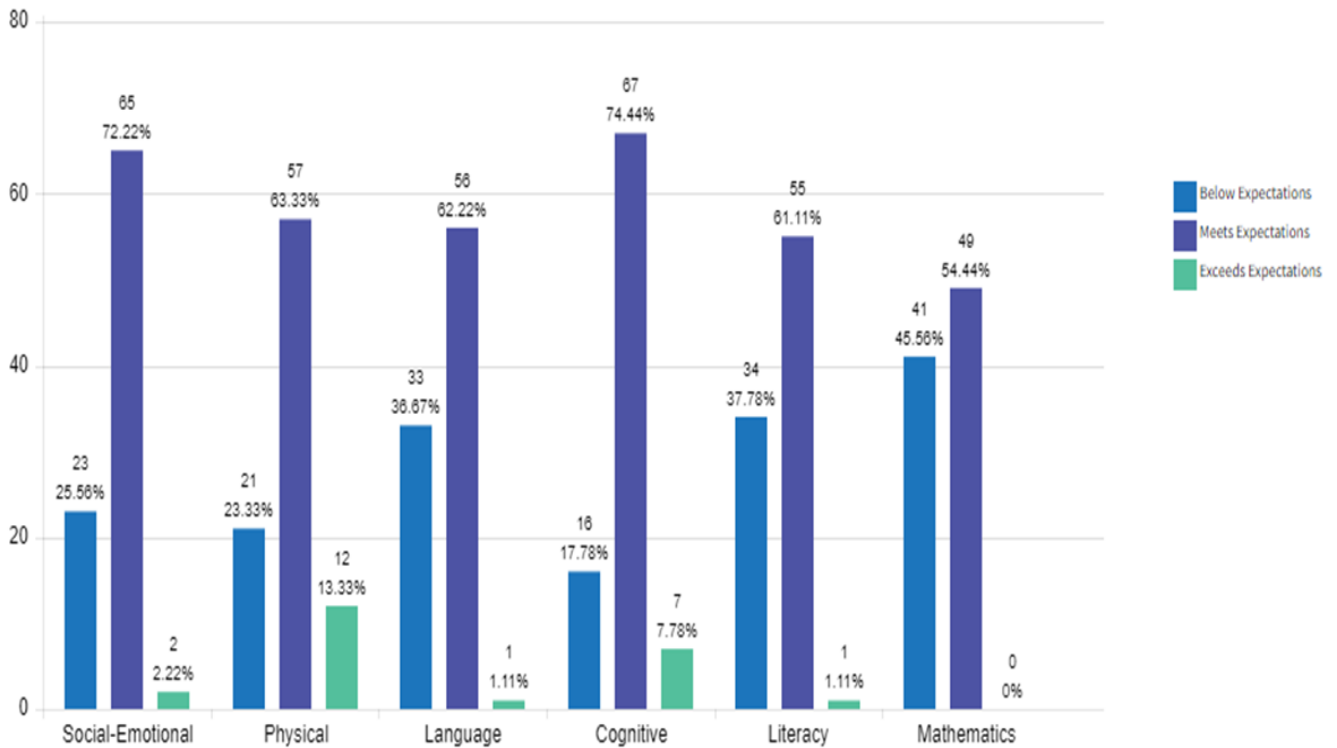
HEAD START EARLY HEAD START— PROMOTING KNOWLEDGE AND SKILL DEVELOPMENT

2021-2022 Agency GOLD Assessment

Teaching Strategies GOLD Assessment Graph Summer 2021-2022 EHS Graph (90 children)

- Eastern Plains HS

Winter 2021/2022 - Widely Held Expectations



ANNUAL REPORT 2022

HEAD START/EARLY HEAD START— PROMOTING KNOWLEDGE AND SKILL DEVELOPMENT

2021-2022 Agency GOLD Assessment

Teaching Strategies GOLD Assessment Graph Spring 2021-2022 HS Graph (187 children)

- Eastern Plains HS

Winter 2021/2022 - Widely Held Expectations

