

ANNUAL REPORT 2020



EASTERN PLAINS COMMUNITY ACTION AGENCY, INC.

HEAD START EARLY HEAD START COMMUNITY SERVICES CHILD AND ADULT FOOD PROGRAM

EARLY HEAD START & HEAD START are federally-funded, comprehensive programs for pregnant women, infants, toddlers, and preschoolers from low income families. The programs purpose is to provide educational opportunities for children to develop skills necessary for school readiness, to support children's physical, social-emotional, and cognitive development. The programs assist families with information on parenting skills and help parents move towards self-sufficiency. They also provide special services for children with disabilities. Head Start preschool services are provided to children in a classroom setting (center-based). Early Head Start services are provided in a classroom setting (center-

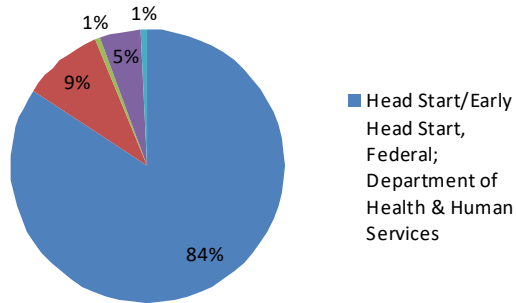
COMMUNITY SERVICES – The CSBG program provides a variety of community services that vary from year to year depending on funding and community need. Examples of assistance types include emergency rent/mortgage and medical, food assistance and information and referrals.

CHILD AND ADULT CARE FOOD PROGRAM – The Child & Adult Care Food program provides a cash reimbursement for preparation of nutritious meals provided to children enrolled in Head Start and Early Head Start and provides cash reimbursement to home day care providers for meals they provide to eligible children and adults in their homes

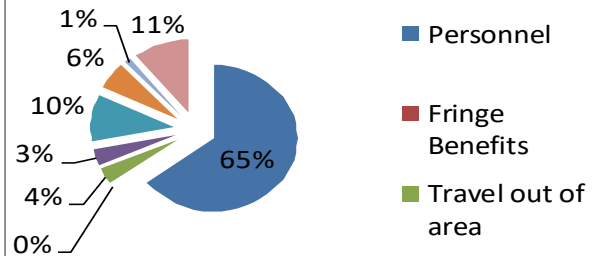
ANNUAL REPORT 2020

INFORMATION FROM JULY 1, 2019 to JUNE 30, 2020

FUNDING SOURCES



Budget and Expenses



Head Start/Early Head Start, Federal; Department of Health & Human Services	\$3,705,861
Child & Adult Food Program; United States Department of Agriculture	\$345,677
Community Services Block Grant; State of NM; Human Services Department	\$246,162
TOTALS FOR ALL PROGRAMS FOR THIS PERIOD	\$4,297,700

Personnel	\$2,743,630
Fringe Benefits	\$490,819
Travel out of area	\$93,575
Equipment	
Supplies	\$353,646
Contractual	\$138,348
Facilities/Construction	
Other	\$477,682
Total Expenses	\$4,297,700

ANNUAL REPORT 2020

INFORMATION REGARDING MOST RECENT AUDIT – JUNE 30, 2019

FINDINGS FINANCIAL STATEMENT—NONE

FEDERAL AWARD FINDINGS AND QUESTIONED COSTS –
Yes, Design Deficiency in Internal Controls over Compliance

AGENCY IS DETERMINED TO BE A LOW-RISK AUDITEE

INFORMATION REGARDING THE MOST RECENT FEDERAL ON-SITE REVIEW February 26, 2019 — March 2, 2020

THE MOST RECENT FEDERAL ON SITE REVIEW RESULTED IN 2 AREAS ON NON-COMPLIANCE; CORRECTIONS HAVE SINCE BEEN MADE TO MEET COMPLIANCE WITH THE HEAD START PERFORMANCE STANDARDS

ENROLLMENT/FAMILY DATA—AUGUST 1, 2019 – July 31, 2020

Head Start Funded slots	329		
Early Head Start Funded slots includes pregnant women	102		
	Head Start		EHS
Total children/adults served at end of reporting period, including turnover	363		138
Total families served at the end of the reporting period including turnover	331		123
Average monthly enrollment	395		77
Percent of eligible children served	79%		86%
Percent of enrolled children receiving medical exam	98%		99%
Percent of enrolled children receiving dental exam	98%		90%
Percent of children with disabilities served this program year	13%		46%

HEALTH– MEDICAL AND DENTAL EXAMS August 1, 2019—July 31, 2020

	HS		EHS
Number of enrolled children receiving medical exams	356		136
Number of enrolled children receiving dental exams	355		124
Number of children with disabilities served this program year	46		64

PARENT ENGAGEMENT ACTIVITIES AUGUST 1, 2019—JULY 31, 2020

Parents who participated on Policy Council	10
Parents who served on Local Parent Committees	381
Parents who volunteered in the program	688
Father or father figures who volunteered in a Head Start or Early Head Start	176



ANNUAL REPORT 2020

PROMOTING TEACHER CHILD INTERACTIONS AND SCHOOL READINESS **August 2019– May 2010**

The CLASS—Classroom Observation Scoring System Tool is used in our program to assess classroom Quality. It measures three Domain Areas; Emotional Support, Classroom Organization and Instructional Support. The CLASS observation calculations results in a set of scores that represent the quality of the teacher –child interaction in the domain areas of; Positive Climate, Negative Climate, Teacher Sensitivity, Regard for Student Perspective, Behavior Management, Productivity, Instructional Learning Format, Concept Development, Quality of Feedback and Language modeling.

There is no CLASS to report this year.

ANNUAL REPORT 2020

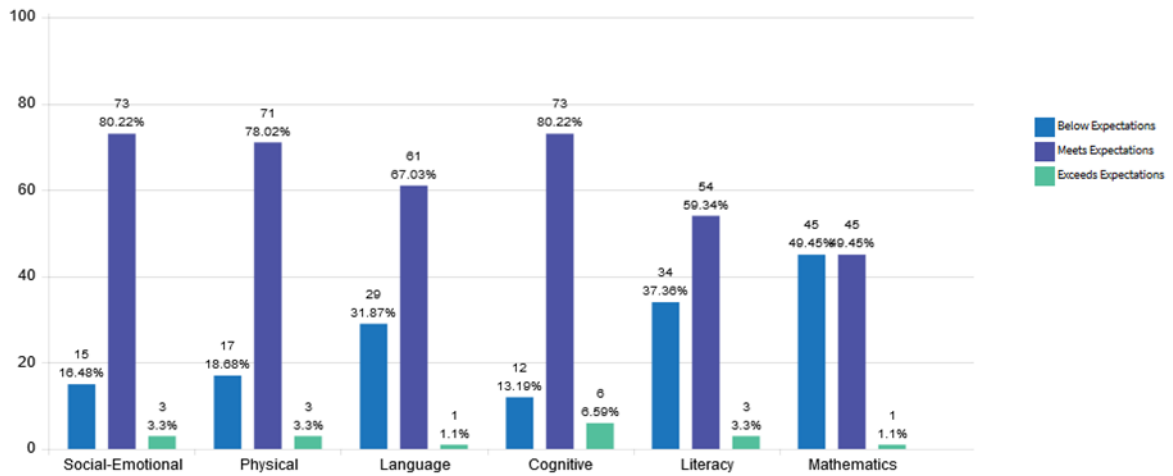
HEAD START EARLY HEAD START— PROMOTING KNOWLEDGE AND SKILL DEVELOPMENT

2019-2020 Agency GOLD Assessment

Teaching Strategies GOLD Assessment Graph Summer 2019 – 2020 EHS Graph (91 children)

- Eastern Plains HS

Summer 2019/2020 - Widely Held Expectations



ANNUAL REPORT 2020

HEAD START/EARLY HEAD START— PROMOTING KNOWLEDGE AND SKILL DEVELOPMENT

2019-2020 Agency GOLD Assessment

Teaching Strategies GOLD Assessment Graph Spring 2019 – 2020 HS Graph (333 children)

