

# ANNUAL REPORT 2023-2024



## **EASTERN PLAINS CAA, Inc. HEAD START EARLY HEAD START COMMUNITY SERVICES**

**www.epcaa.org 575-461-1914**

**Serving Pregnant Women, Children  
Birth to Age Five, And Their  
Families in Quay, Curry, Roosevelt,  
Guadalupe, Harding, De Baca and  
Union Counties**

**EASTERN PLAINS CAA, INC. EARLY HEAD START & HEAD START PROGRAMS** are federally-funded comprehensive programs dedicated to enhancing the quality of life for low-income children and their families. Early Head Start and Head Start services are provided to children in a classroom setting (center-based). Our credentialed, degreed and well-trained staff provide a caring learning environment for the children and families we serve. Our educators support the program mission by providing children with the skills necessary to be prepared for school. These domains of focus includes social and emotional, cognition, perceptual motor and physical, approaches to learning, language and literacy. The program supports and encourages families by promoting self-sufficiency through partnerships with individuals, community and school districts. Early Head Start and Head Start services are provided to children in a classroom setting (center-based).

**CHILD AND ADULT CARE FOOD PROGRAM** – The Child & Adult Care Food program provides a cash reimbursement for preparation of nutritious meals provided to children enrolled in Head Start and Early Head Start .

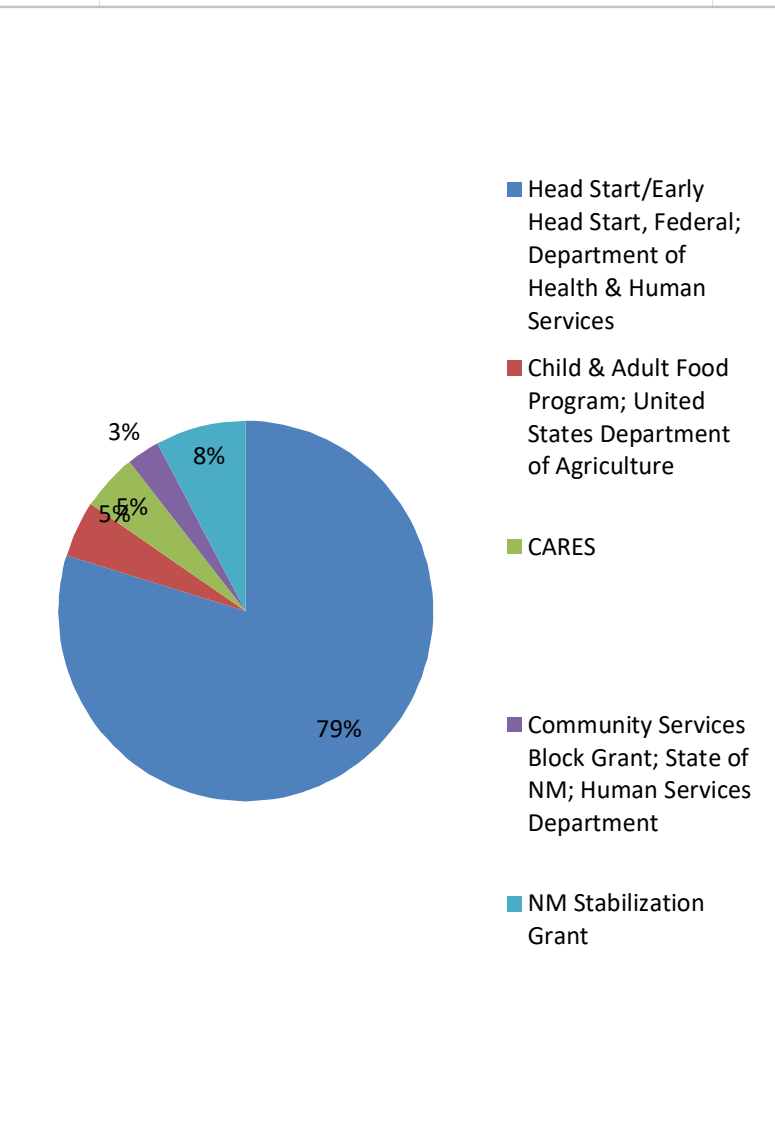
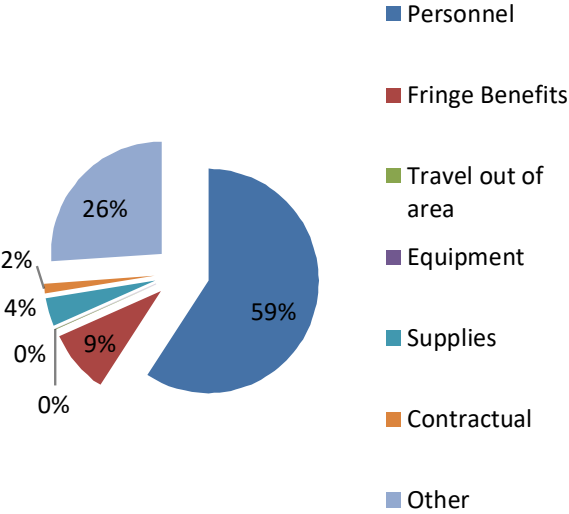
**COMMUNITY SERVICES** – The Community Service Block Grant program provides a variety of community services that vary from year to year based on funding. Examples of assistance types include emergency rent/ mortgage and medical, food assistance, family support information and referrals.

# ANNUAL REPORT 2023-2024

## INFORMATION FROM JULY 1, 2023 to JUNE 30, 2024

Personnel	\$3,429,611		
Fringe Benefits	\$532,353		
Travel out of area	\$1,273		
Equipment	\$700		
Supplies	\$236,861		
Contractual	\$79,827		
Other	\$1,511,445		
<b>TOTAL</b>	<b>\$5,792,070</b>		

### Budget and Expenses





# ANNUAL REPORT 2023-2024

<b>INFORMATION REGARDING MOST RECENT AUDIT – JUNE 30, 2023</b>
Significant Deficiencies: Segregation of Duties; Equipment and Real Property Management; Real Property Status Special Reporting
Material Weakness: Equipment and Real Property Management In Internal Controls over Compliance
AGENCY IS DETERMINED TO NOT BE A LOW-RISK AUDITEE

<b>INFORMATION REGARDING THE MOST RECENT FEDERAL ON-SITE REVIEW June 12, 2023 to July 14, 2023</b>
<p>Areas of Non-Compliance</p> <p>1302.47(b)(1)(ix) Process for monitoring and maintaining healthy and safe environments not implemented.</p> <p>642(d)(2)(A)-(I): Grant recipient did not develop and implement its budget to sustain management, staffing structures, and delivery of services that support the needs of enrolled children and families.</p> <p>75.303(a) Did not plan and implement fiscal management system to support ongoing capacity to meet organization needs.</p> <p>75.405(a) Financial management system did not provide for effective control and accountability of funds, property and other assets.</p> <p>1302.90(c)(1)(ii): Did not ensure all staff abide by standards of conduct to refrain from maltreatment of children.</p>

<b>ENROLLMENT/FAMILY DATA—AUGUST 1, 2023 – July 31, 2024</b>		
Head Start Funded slots	253	
Early Head Start Funded slots includes pregnant women	110	
	Head Start	EHS
Total children/adults served at end of reporting period, including turnover	251	146
Total families served at the end of the reporting period including turnover	232	122
Average monthly enrollment	227	105
Percent of eligible children served	87	88
Percent of enrolled children receiving medical exam	37.05	19.17
Percent of enrolled children receiving dental exam	53.78	11.64
Percent of children with disabilities served this program year	13.8	31.7

<b>HEALTH– MEDICAL AND DENTAL EXAMS August 1, 2023—July 31, 2024</b>	<b>HS</b>	<b>EHS</b>
Number of enrolled children receiving medical exams	93	28
Number of enrolled children receiving dental exams	135	17
Number of children with disabilities served this program year	29	43

<b>PARENT ENGAGEMENT ACTIVITIES AUGUST 1, 2023—JULY 31, 2024</b>	
Parents who participated on Policy Council	9
Parents who served on Local Parent Committees	15
Parents who volunteered in the program	504
Father or father figures who volunteered in a Head Start or Early Head Start	128

# ANNUAL REPORT 2023-2024

## PROMOTING TEACHER CHILD INTERACTIONS AND SCHOOL READINESS August 2023– May 2024

The CLASS—Classroom Observation Scoring System Tool is used in our program to assess classroom Quality. It measures three Domain Areas; Emotional Support, Classroom Organization and Instructional Support. The CLASS observation calculations results in a set of scores that represent the quality of the teacher –child interaction in the domain areas of; Positive Climate, Negative Climate, Teacher Sensitivity, Regard for Student Perspective, Behavior Management, Productivity, Instructional Learning Format, Concept Development, Quality of Feedback and Language modeling.

### CLASS Results

Dimensions: PC- NC-TS- RSP- BM-PD ILF CD QF LM

Domains: Emotional Support: Classroom Organization: Instructional Support:

8/29/2024  
10:17 PM



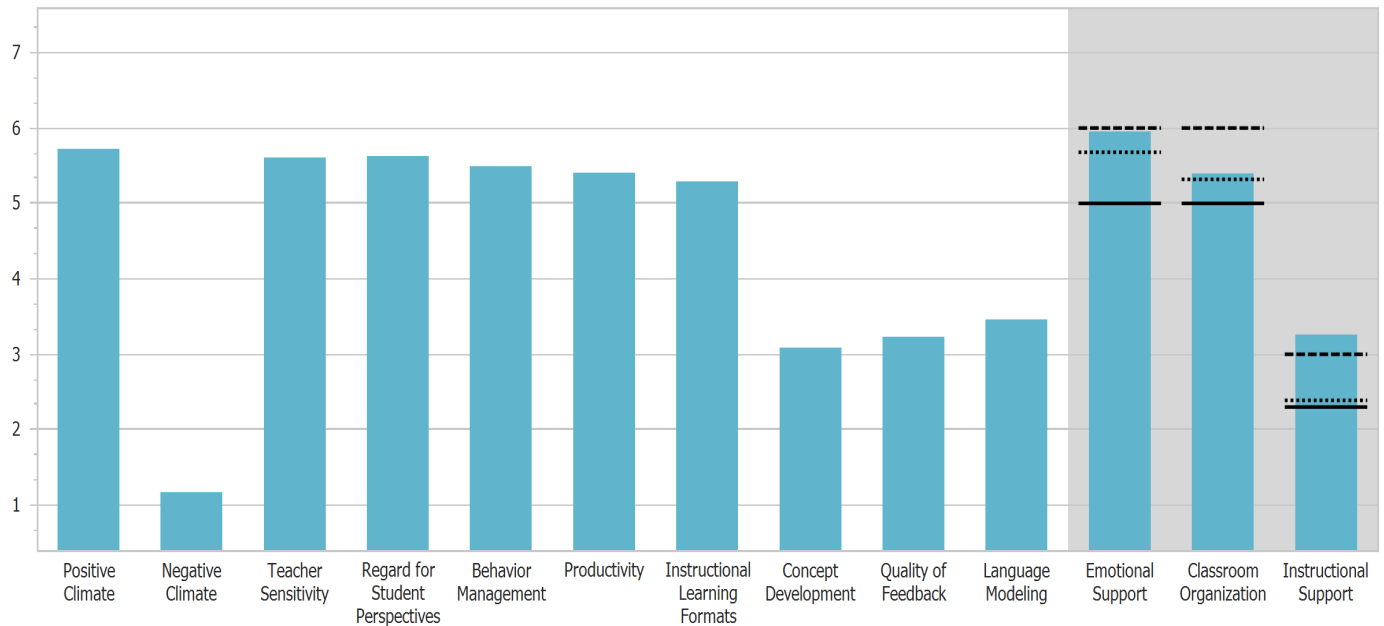
#### 5630 - Pre-K CLASS® Average Score Charts

Program Term: Head Start 2023-2024 | All | Observations Per Classroom: All Matching | Scores to Show: Domains and Dimensions | Show Threshold:  
2020 Lowest 10% Nationally: Quality Thresholds: Re-competition Level | Show Data Table: Yes | Observation Date: 8/01/2023 - 5/31/2024 | Teacher: All |  
Observer: All | Group By: Agency

Page 1 of 1  
PEvans

Eastern Plains C.A.A., Inc.

2020 Lowest 10% Nationally .....  
Quality Thresholds - - - -  
Re-competition Level \_\_\_\_\_



8/1/23 - 5/31/24

	PC	NC	TS	RSP	BM	PD	ILF	CD	QF	LM	ES	CO	IS
8/1/23 - 5/31/24	5.72	1.17	5.61	5.63	5.49	5.41	5.29	3.09	3.23	3.46	5.95	5.4	3.26

# ANNUAL REPORT 2023-2024

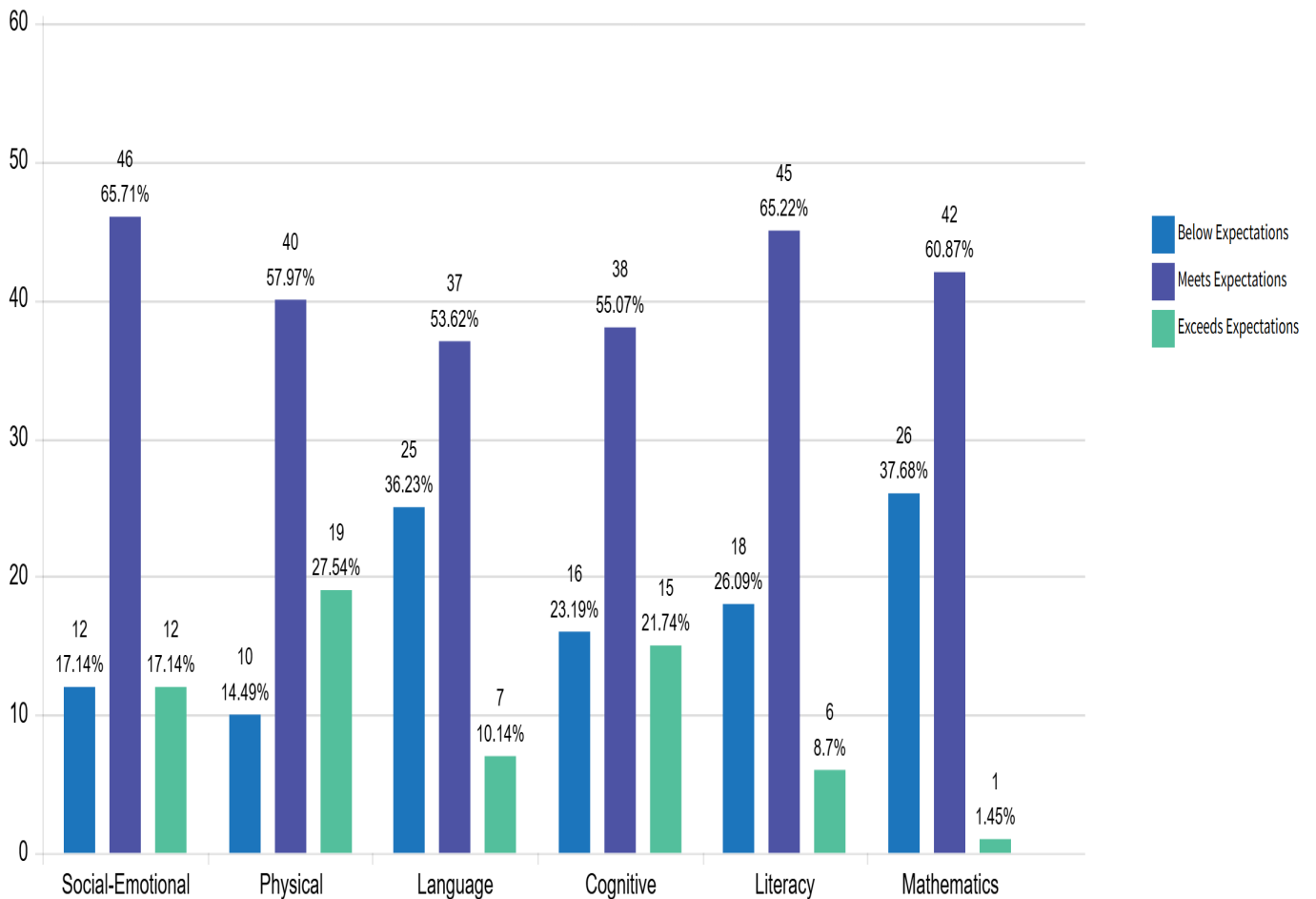
## Eastern Plains CAA, Inc. EARLY HEAD START PROGRAM PROMOTING KNOWLEDGE AND SKILL DEVELOPMENT

2023-2024 Agency GOLD Child Assessment Data

### Teaching Strategies GOLD Assessment Graph Spring 2023-2024 EHS Graph ( 70 children)

#### - Eastern Plains HS

#### Spring 2023/2024 - Widely Held Expectations



# ANNUAL REPORT 2023-2024

## Eastern Plains CAA, Inc. HEAD START PROGRAM PROMOTING KNOWLEDGE AND SKILL DEVELOPMENT

2023-2024 Agency GOLD Child Assessment Data

### Teaching Strategies GOLD Assessment Graph Spring 2023-2024 HS Graph ( 242 children)

#### - Eastern Plains HS

Spring 2023/2024 - Widely Held Expectations

