

# ANNUAL REPORT 2014



## **EASTERN PLAINS COMMUNITY ACTION AGENCY, INC.**

### **HEAD START EARLY HEAD START STATE FUNDED PRE K COMMUNITY SERVICES CHILD AND ADULT FOOD PROGRAM**

**EARLY HEAD START & HEAD START** are federally-funded, comprehensive programs for pregnant women, infants, toddlers, and preschoolers from low income families. The programs purpose is to provide educational opportunities for children to develop skills necessary for school readiness, to support children's physical, social-emotional, and cognitive development. The programs assist families with information on parenting skills and help parents move towards self-sufficiency. They also provide special services for children with disabilities. Head Start preschool services are provided to children in a classroom setting (center-based). Early Head Start services are provided in a classroom setting (center-based) and/or through regularly-scheduled home visits (home-based).

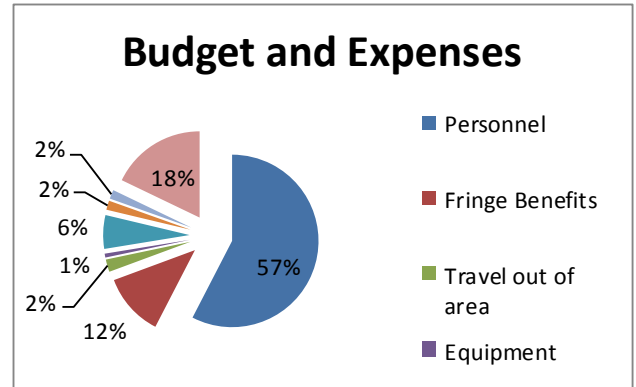
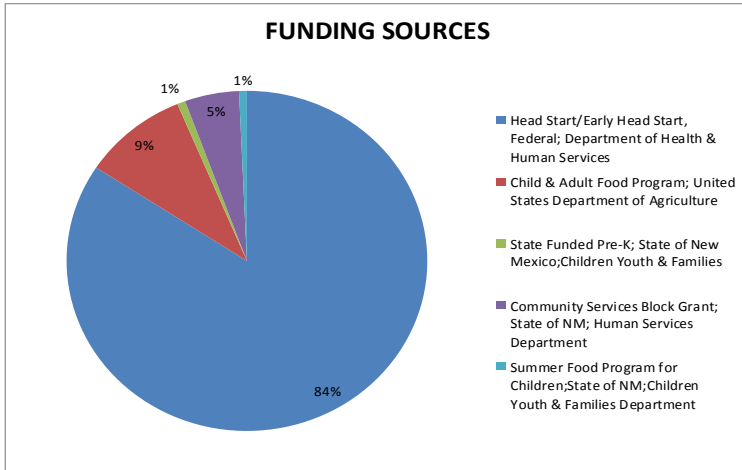
**COMMUNITY SERVICES** – The CSBG program provides a variety of community services that vary from year to year depending on funding and community need. Examples of assistance types include emergency rent/mortgage and medical, food assistance and information and referrals..

**STATE FUNDED PRE K** - The Pre K Program offers children educational opportunities with emphasis on school readiness. Developmental assessments are completed for each child enrolled. The program's philosophy is "learning through activity." A research-based, nationally-approved curriculum is followed. Special services for children with disabilities are available. Additionally, families benefit from parent education, the family partnership process, and child developmental training for parents. There are no fees for participating in Pre K. All children turning 4 before September 1<sup>st</sup> of the current year are eligible, regardless of family income.

**CHILD AND ADULT CARE FOOD PROGRAM** – The Child & Adult Care Food program provides a cash reimbursement for preparation of nutritious meals provided to children enrolled in Head Start, Early Head Start and Pre K programs and provides cash reimbursement to home day care providers for meals they provide to eligible children and adults in their homes

# ANNUAL REPORT 2014

## INFORMATION FROM JULY 1, 2012 to JUNE 30, 2013



Head Start/Early Head Start, Federal; Department of Health & Human Services	\$3,324,741
Child & Adult Food Program; United States Department of Agriculture	\$373,139
State Funded Pre-K; State of New Mexico; Children Youth & Families Department	\$29,010
Community Services Block Grant; State of NM; Human Services Department	\$192,017
Summer Food Program for Children; State of NM; Children Youth & Families Department	\$27,819
<b>TOTALS FOR ALL PROGRAMS FOR THIS PERIOD</b>	<b>\$3,946,726</b>

Personnel	\$2,272,312
Fringe Benefits	\$464,862
Travel out of area	\$92,393
Equipment	\$28,708
Supplies	\$248,900
Contractual	\$67,926
Facilities/Construction	\$66,579
Other	\$705,046
<b>Total Expenses</b>	<b>\$3,946,726</b>

# ANNUAL REPORT 2014

## INFORMATION REGARDING MOST RECENT AUDIT – JUNE 30, 2013

FINDINGS FINANCIAL STATEMENT—NONE

FEDERAL AWARD FINDINGS AND QUESTIONED COSTS – NONE

AGENCY IS DETERMINED TO BE A LOW-RISK AUDITEE

## INFORMATION REGARDING THE MOST RECENT FEDERAL ON-SITE REVIEW JANUARY 26—30, 2014

THE MOST RECENT FEDERAL ON SITE REVIEW RESULTED IN 100% COMPLIANCE  
IN ALL AREAS OF THE HEAD START PERFORMANCE STANDARDS

## ENROLLMENT/FAMILY DATA—AUGUST 1, 2013– July 31, 2014

Head Start Funded slots	329		
Early Head Start Funded slots includes pregnant women	102		
Pre K Funded slots	30		
	Head Start	Pre-K	EHS
Total children/adults served at end of reporting period, including turnover	391	31	156
Total families served at the end of the reporting period including turnover	372	28	144
Average monthly enrollment	326	30	96
Percent of eligible children served	85%	100%	95%
Percent of enrolled children receiving medical exam	93%	94%	80%
Percent of enrolled children receiving dental exam	80%	100%	90%
Percent of children with disabilities served this program year	16%	13%	41%

## HEALTH– MEDICAL AND DENTAL EXAMS August 1, 2013—July 31, 2014

	HS	PRE-K	EHS
Number of enrolled children receiving medical exams	351	32	119
Number of enrolled children receiving dental exams	361	31	48
Number of children with disabilities served this program year	66	0	61

## PARENT ENGAGEMENT ACTIVITIES AUGUST 1, 2013—JULY 31, 2014

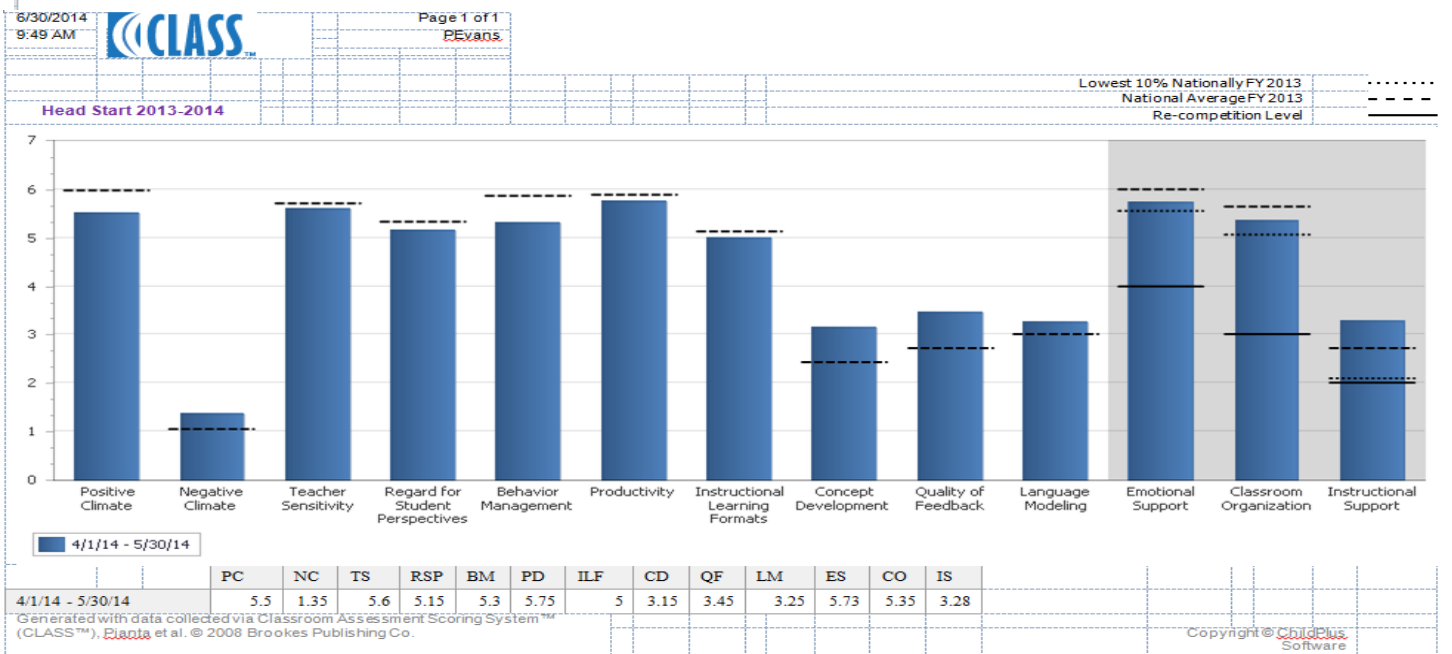
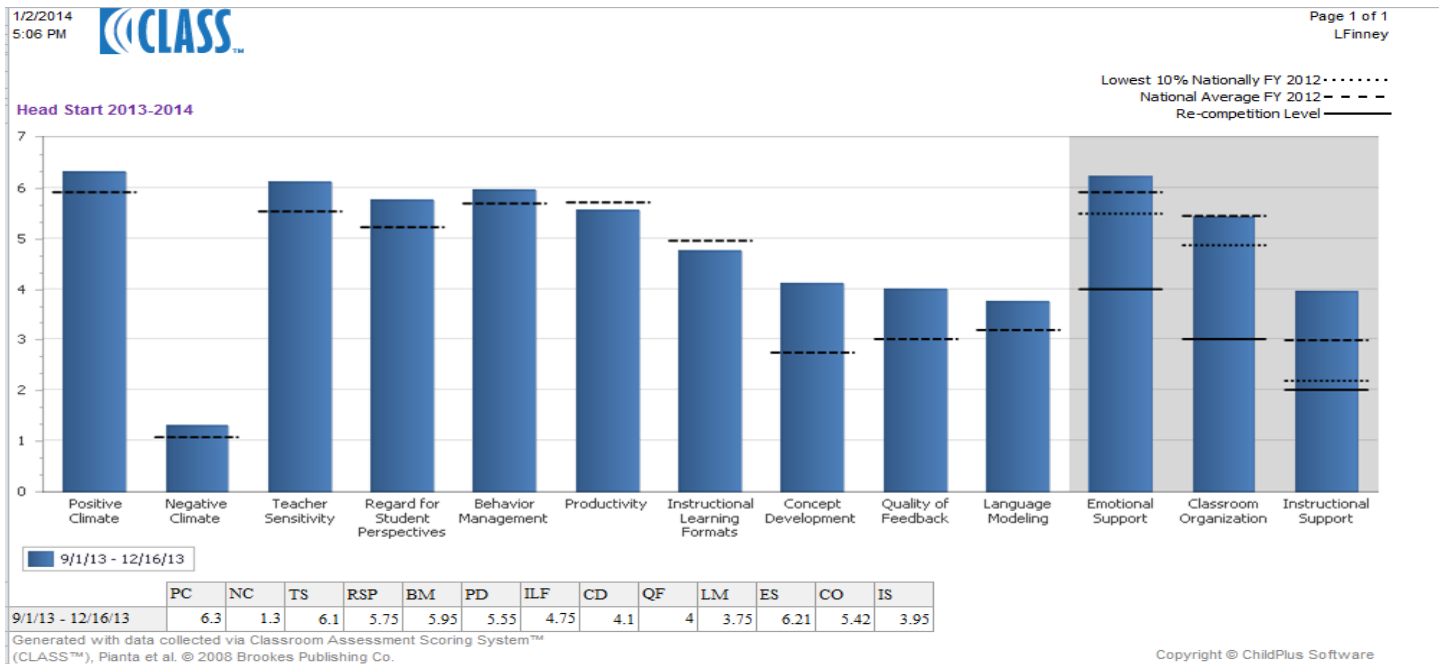
Parents who participated on Policy Council	21
Parents who served on Local Parent Committees	803
Parents who volunteered in the program	911
Father or father figures who volunteered in a Head Start or Early Head Start Classroom	46

# ANNUAL REPORT 2014

## PROMOTING TEACHER CHILD INTERACTIONS AND SCHOOL READINESS

August 2013– May 2014

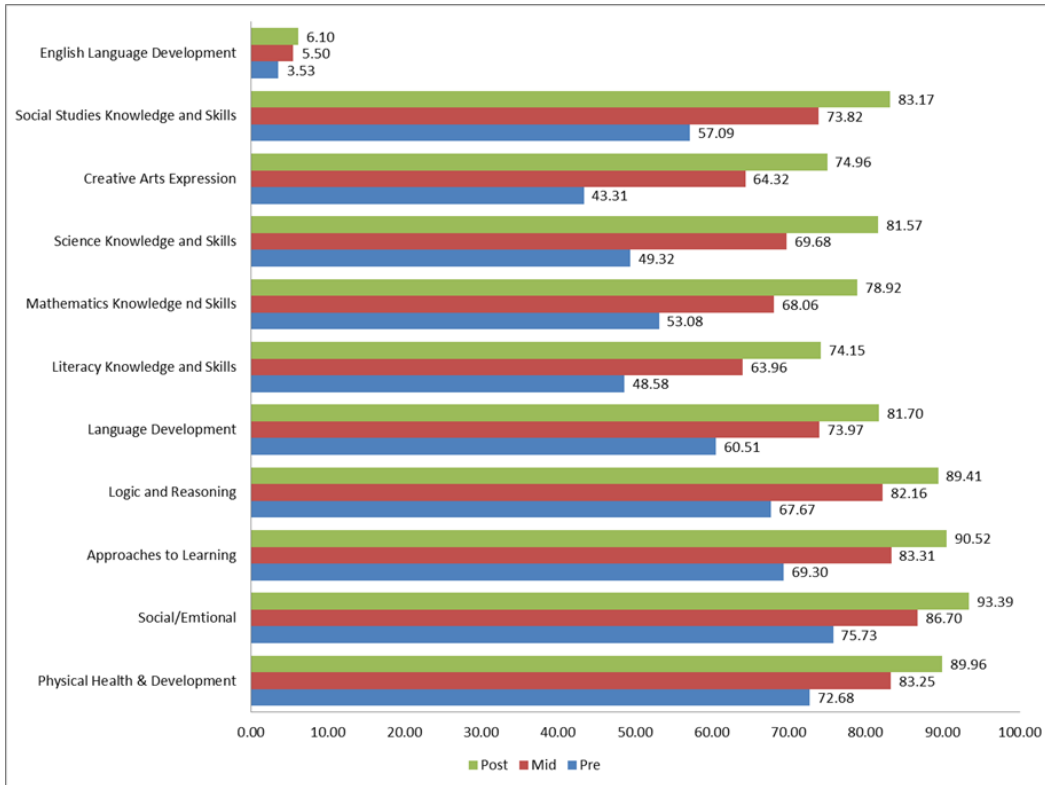
The CLASS—Classroom Observation Scoring System Tool is used in our program to assess classroom Quality. It measures three Domain Areas; Emotional Support, Classroom Organization and Instructional Support. The CLASS observation calculations results in a set of scores that represent the quality of the teacher –child interaction in the domain areas of; Positive Climate, Negative Climate, Teacher Sensitivity, Regard for Student Perspective, Behavior Management, Productivity, Instructional Learning Format, Concept Development, Quality of Feedback and Language modeling.



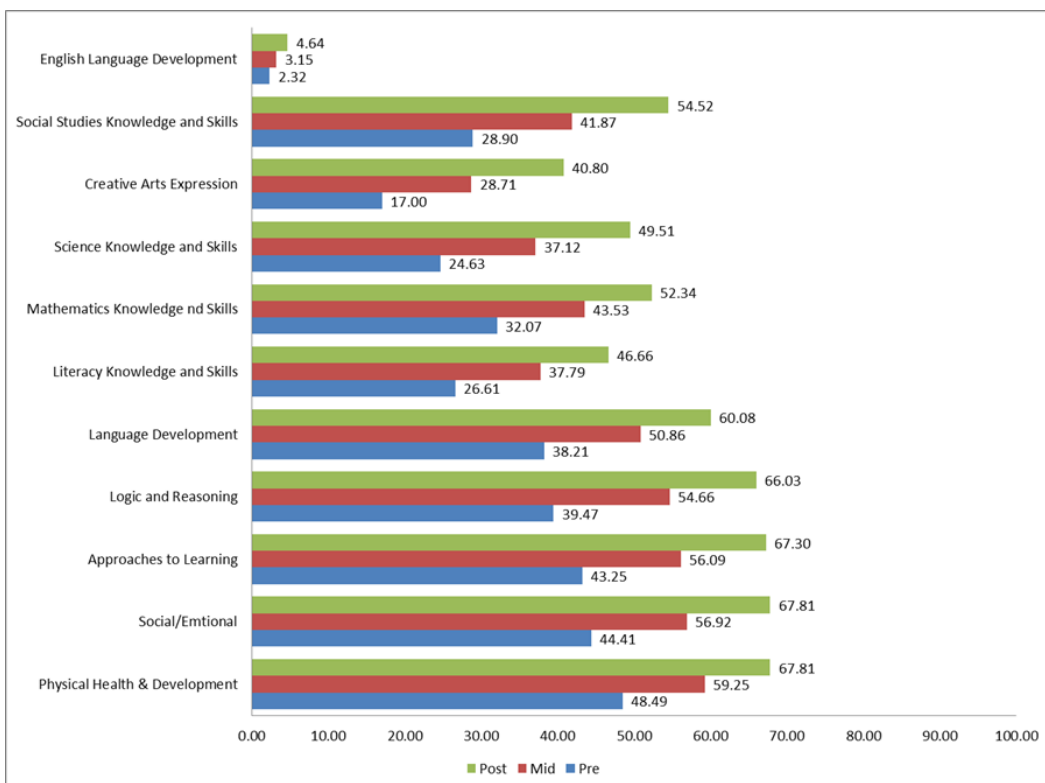
# ANNUAL REPORT 2014

## HEAD START—PROMOTING KNOWLEDGE AND SKILL DEVELOPMENT

### 2013-2014 Agency LAP-D Assessment 4 Year Olds



### 2013-2014 Agency LAP-D Assessment 3 Year Olds



# ANNUAL REPORT 2014

## EARLY HEAD START—PROMOTING KNOWLEDGE AND SKILL DEVELOPMENT

2013-2014 Agency LAP-D Assessment Infant and Toddler

